

The Big Picture: Trends In Protective Behaviour Among Young Single Women

John Cleland

**Centre for Population Studies, London
School of Hygiene and Tropical Medicine**

Background

- Heavy condom promotion for HIV control for past 10 years
- Increasing emphasis on abstinence since launch of PEPFAR
- Little contact, collaboration, synergy between HIV prevention and family planning
- No agreement on relative importance of A,B,C, in stemming HIV epidemic (e.g. Uganda)

DHS Data Used In This Presentation

- Have you ever had sex? OR
At what age did you first have sex
- How long ago did you last have sex?
- FOR SEXUALLY ACTIVE – Are you currently using any method of contraceptive? IF YES what method? Where did you obtain it?
- When you last had sex did you or your partner use a condom?

Figure 1: Box and Whisker Plots: Trend (1993-2001) in standardized percent of single women aged 15-24 who reported no sexual experience: 18 African Countries

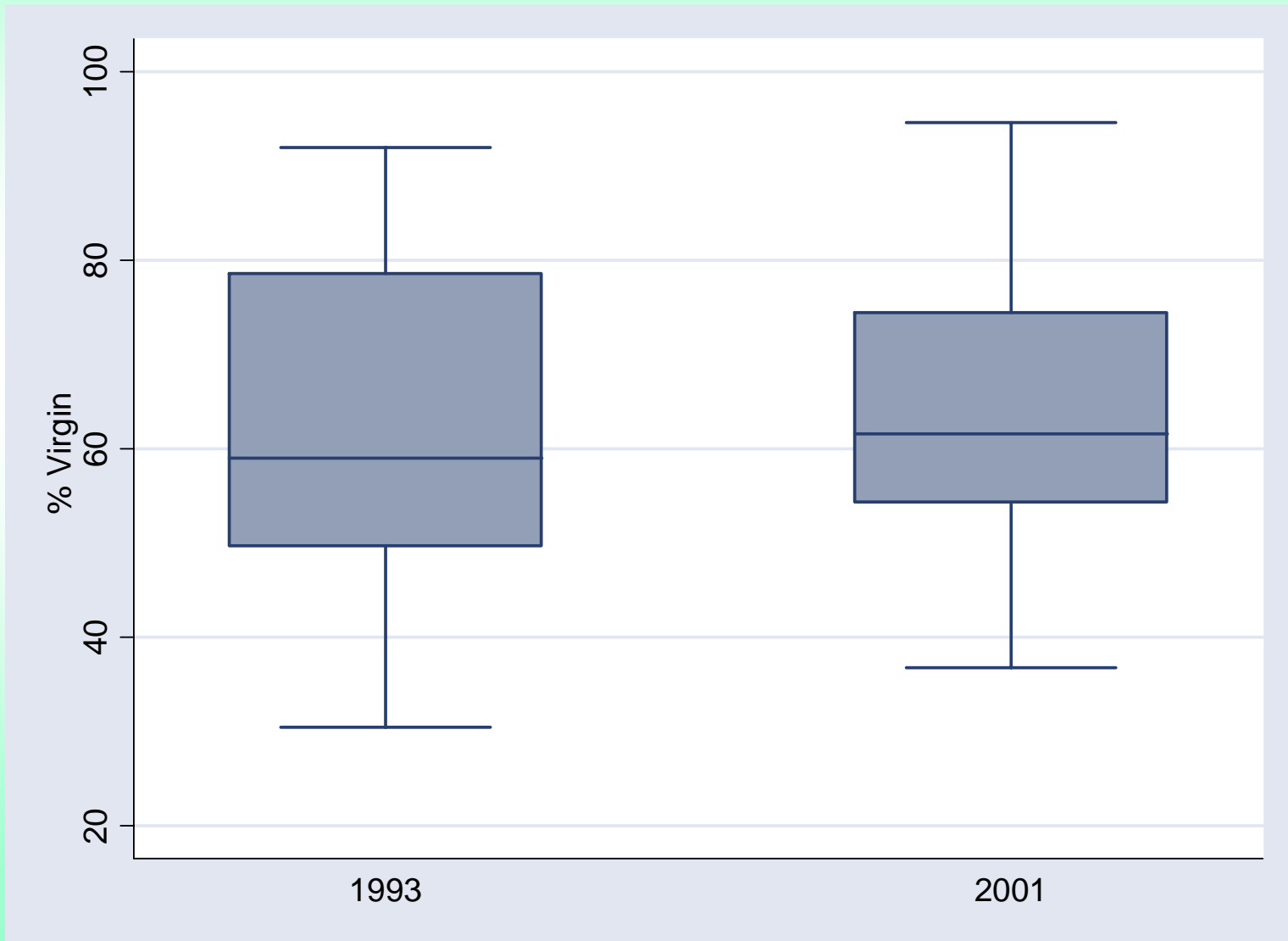


Figure 2: Box and Whisker Plots: Trend (1993-2001) in standardized percent of sexually experienced single women aged 15-24: who reported no sex in the last 3 months: 18 African countries

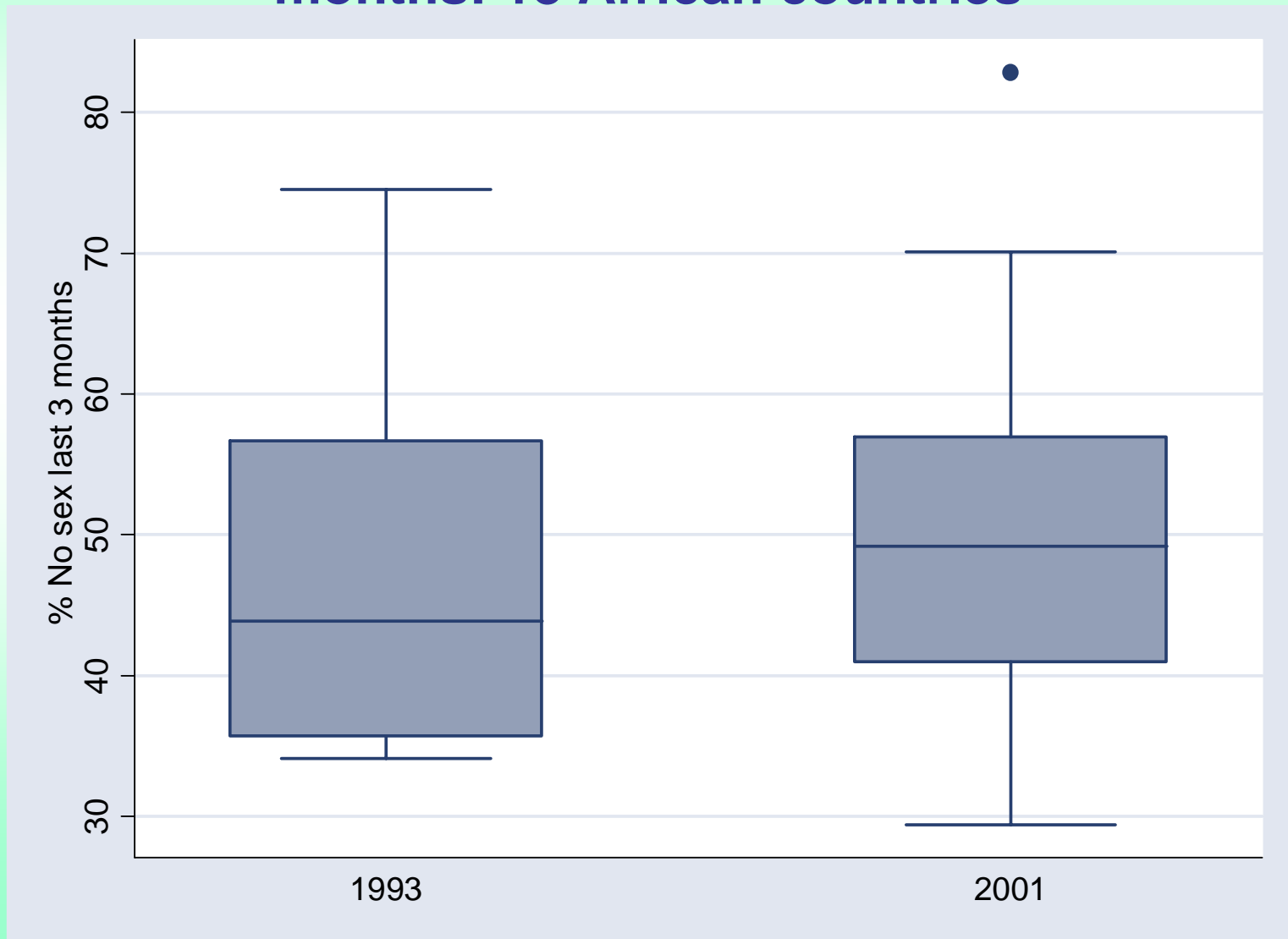


Figure 3: Box and Whisker Plots: Trend (1993-2001) in current contraceptive use among single women aged 15-24 who were sexually active in the last 3 months: 18 African countries

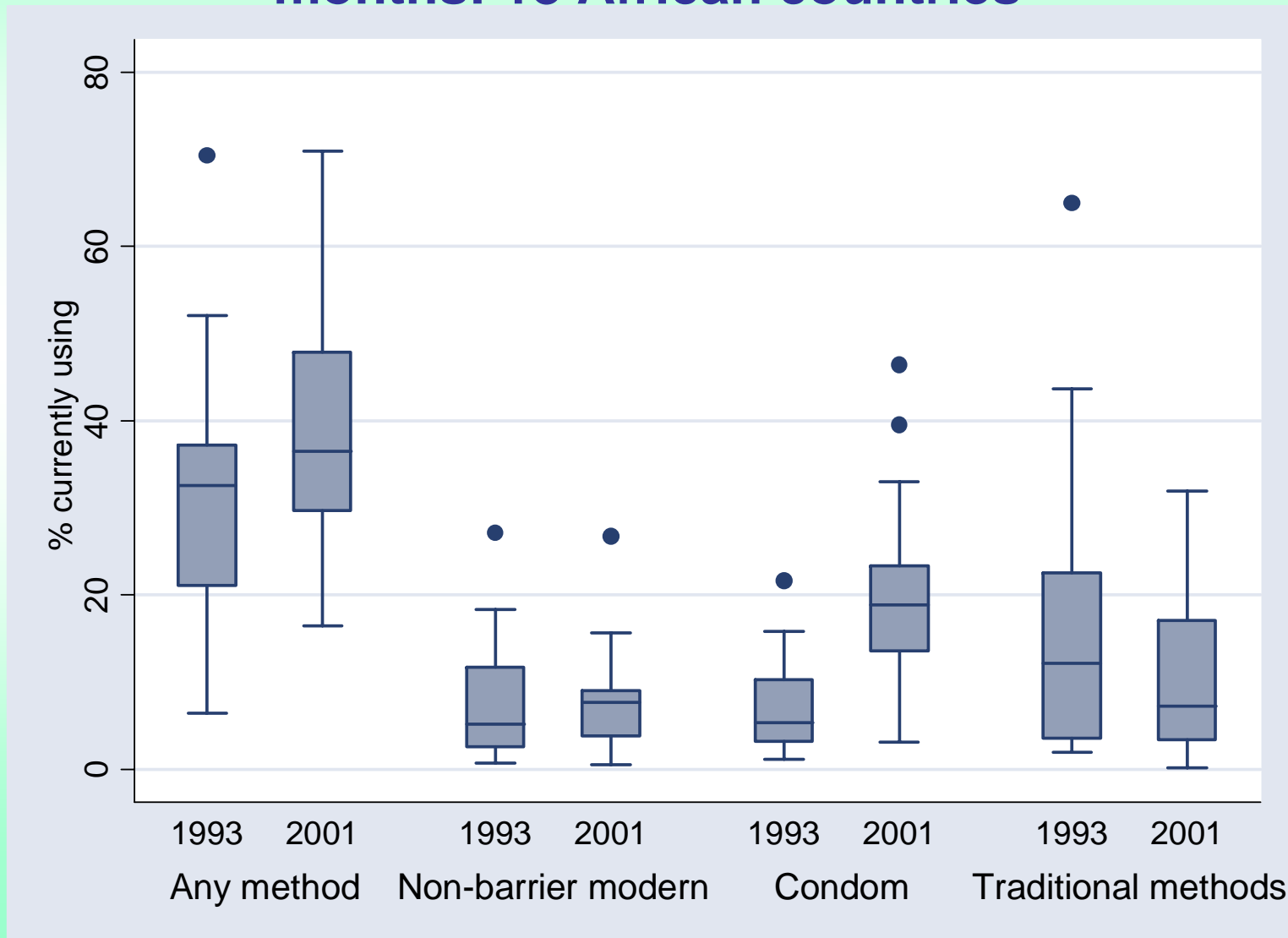


Figure 3a: Married women aged 15-24: trends in current contraceptive use in 18 African countries

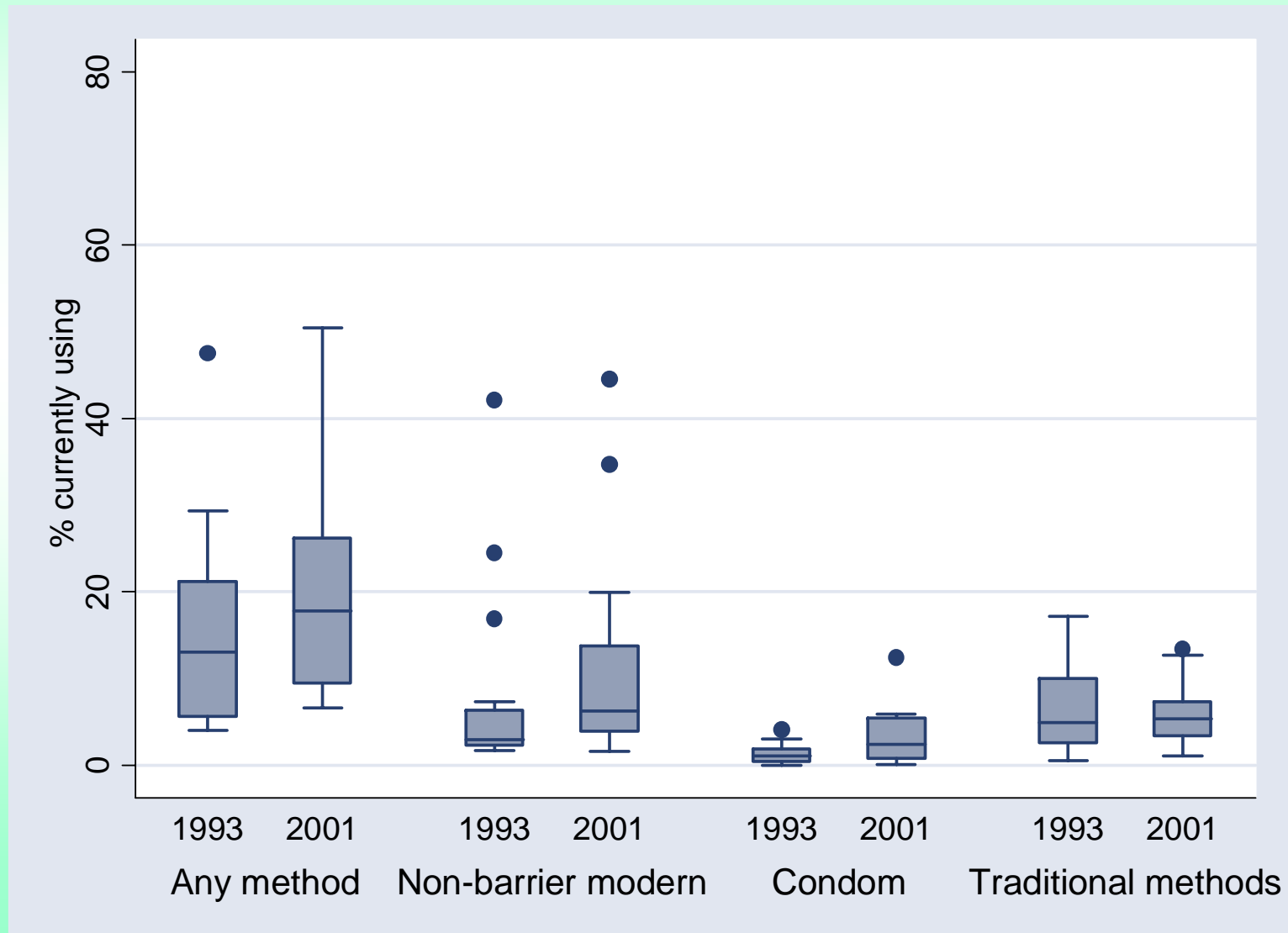


Figure 4: Box and Whisker Plots: Trends in standardized percent who reported condom use at most recent coitus, among single women aged 15-24 who were sexually active in the last 3 months: 13 African countries.



Figure 4a: Married women aged 15-24 who were sexually active in the last 3 months: 13 African countries: trends in condom use at last sex.

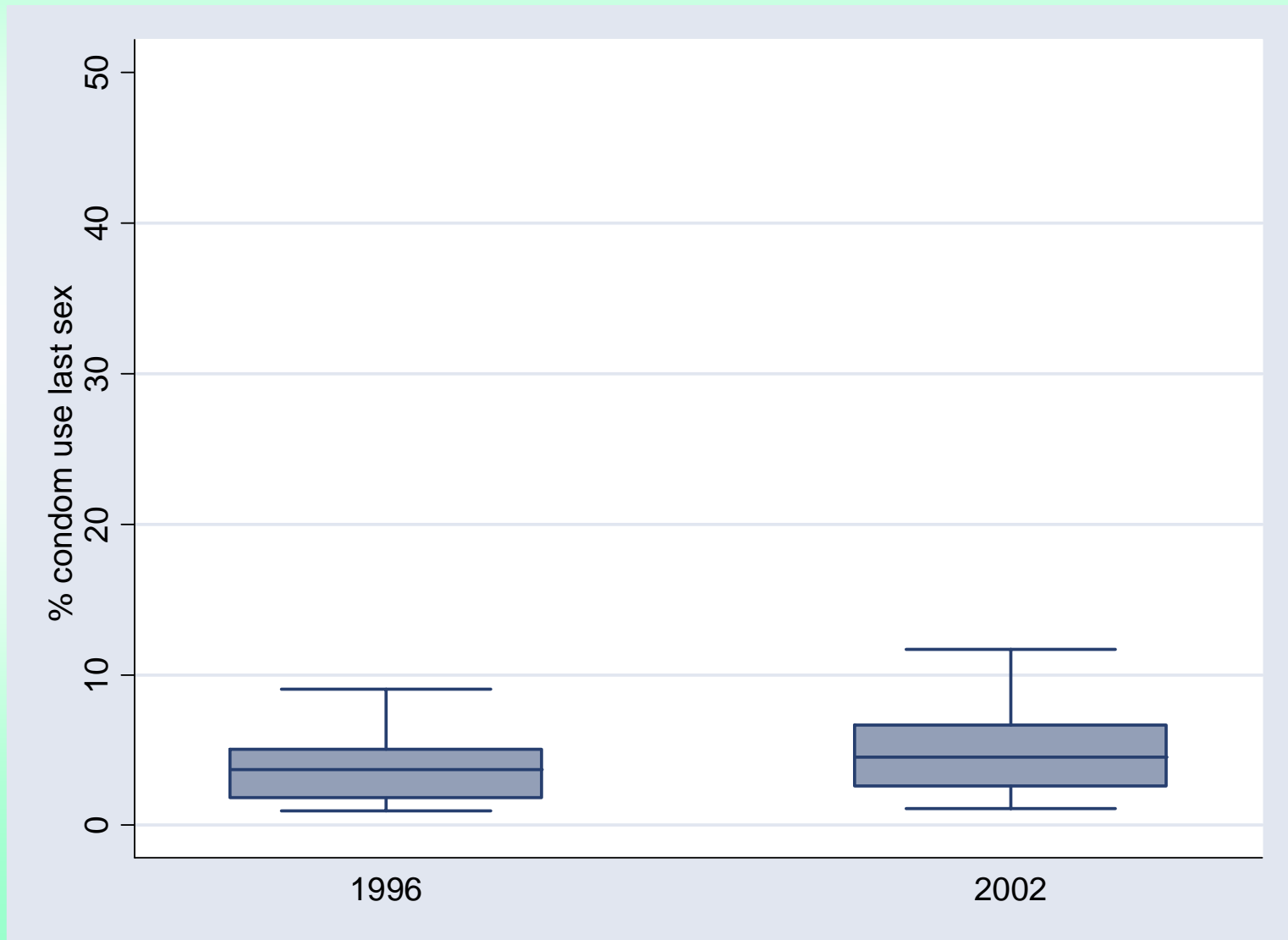


Table 3: Percent distribution of women who used a condom at most recent coitus according to current contraceptive status: 13 African countries most recent survey

Country	Not using	Pill	Condom	Other Modern	Periodic Abstinence	Other Traditional	Total	n
Western & Central Africa								
Benin	36	0	57	0	7	0	100	83
Burkina Faso	13	4	79	2	2	0	100	220
Cameroon	13	0	74	1	12	0	100	297
Côte d'Ivoire	14	6	49	0	30	1	100	97
Ghana	31	4	59	0	4	3	100	99
Mali	35	7	43	5	8	1	100	50
Nigeria	19	11	61	0	4	5	100	88

Table 3: Percent distribution of women who used a condom at most recent coitus according to current contraceptive status: 13 African countries most recent survey (Cont'd)

Country	Not using	Pill	Condom	Other Modern	Periodic Abstinence	Other Traditional	Total	n
Eastern & Southern Africa								
Kenya	35	1	59	3	2	0	100	65
Mozambique	12	14	72	1	0	1	100	253
Tanzania	17	8	62	1	6	5	100	49
Uganda	24	3	70	2	0	0	100	115
Zambia	56	6	34	2	0	3	100	95
Zimbabwe	29	6	59	5	0	2	100	47
Median	24.5	5.8	58.8	1.4	3.6	1		95

Percent of single women and men who reported 2 or more partners in the past 12 months

Country	Survey Date	Women	Men	Country	Survey Date	Women	Men
Benin	1996	5	51	Mozambique	1997		60
	2001	3	28		2004		36
Burkina Faso	1998/9	4	39	Nigeria	1999		40
	2003	3	21		2003		23
Cameroon	1998	14	60	Tanzania	1996	7	
	2004	10	35		1999	15	
Ghana	1999		23	Zambia	1997	7	42
	2003		13		2002	4	22
Kenya	1998	6	42				
	2003	3	16				

Conclusions

- Condom use increasing at reasonable pace for single women NOT married women
- Social marketing & better access is probably the crucial factor
- Pregnancy-prevention is a major motive for condom use.

Conclusions cont'd

- Condoms are now the top FP method for single women
- It might be more effective to promote condoms for FP than for HIV-control
- No sign of increased abstinence
- What to do about young married women?